

# How to enter exhibitions of members' art

## 2024 Members' Exhibition Dates

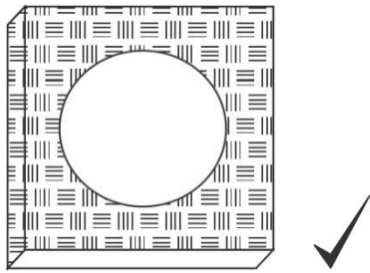
exhibition dates	email deadline	bring in art	opening Sunday	pick-up
18 Jan – 4 Feb	11 January	14 January	21 January	4 February
18 Apr – 5 May	11 April	14 April	21 April	5 May
18 Jul – 4 Aug (pet theme)	11 July	14 July	21 July	4 August
28 Nov – 8 Dec (‘bite-size’)	21 November	24 November	1 December	8 December

- **Entry deadline:** Photos of entries (filename to include your name and artwork title) and details (artist, title, medium, size in cm and price) are to be emailed to [exhibitions@ellishousearts.com.au](mailto:exhibitions@ellishousearts.com.au) by no later than **5pm on the ‘email deadline date’ above.** Photos to be in jpeg, jpg or png format only. Please crop images to be just your image and not picture frames.
- **Artworks:**
  - You may enter up to TWO artworks, the total area of which must not exceed one square metre (we have limited hanging space).
  - For the ‘bite-size’ exhibition this is SIX artworks, which must measure **exactly** 20 x 25cm (or 22 x 28cm if framed)
- **Entry fee:** \$5 per artwork. Payable when bringing your art (card payment preferred)
  - All artworks must be for sale.
  - A 15% commission is applicable on all sales.
  - You must be a current financial member of EHAC.
- **Copyright:** All works exhibited must be free of copyright infringements. Please be aware that under the Copyright Act, using part of a work, whether it is a small or large part, without the permission of the original creator or copyright owner may infringe copyright. It is the artist’s responsibility to obtain all permissions to have the images displayed and published. More information is available here: [Australian Copyright Council website](#).
- **Label your work:** Artworks must be clearly and securely labelled on the back (artist name and phone number, title, price).
- **Ready to hang:** Framed works, and works on canvas, must be ready to hang. Attach D- or A-hooks to the frame at about a third of the way down from the top of the artwork (see details on next page). Use good-quality hanging cord, stretch it firmly, and secure with a non-slip knot to one side. DO NOT use eyelets, wire, string or fishing line.
- **Drop-off time:** Entries are to be delivered to EHAC **between 3pm and 5pm on ‘bring in art’ day (see above).** Please don't come earlier because we will be taking down an exhibition that afternoon and we have nowhere to store your work.
- **Opening:** Unless otherwise advertised (see the website), our opening events are held from 2pm to 4pm on ‘opening Sunday’ (see above). Please bring a plate to share.
- **Pick up time:** 3pm to 5pm on Sunday, ‘pick-up day’ (see above).

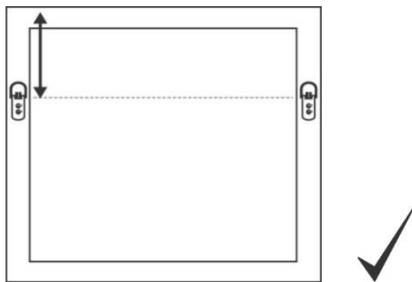
# How to enter exhibitions of members' art

## PREPARING YOUR ARTWORK:

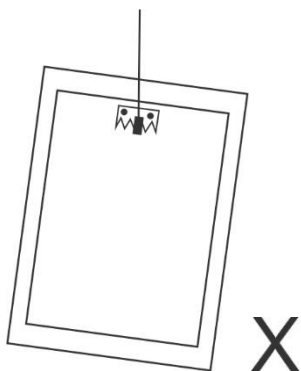
1. A good quality frame will present your work at its best and be more appealing to buyers.
2. Avoid displaying artwork on paper, canvas board or similar without a frame.
3. If your artwork is on an unframed canvas, paint the sides in a colour to compliment your artwork or extend the painting around the sides.



4. For hanging – attach 'D' rings or similar (1/3 from the top). Make sure the cord is stretched tight and is tied so that it can't come undone. Tape or glue frayed ends of cord.



5. Avoid using frames that have a single hanging attachment at the back. The artwork rarely hangs straight from these fixtures.



## HOW CAN YOU HELP PROMOTE OUR MEMBERS' EXHIBITIONS!

EHAC promotes all of our exhibitions, but we also need YOUR help to get the word out to the public.

The more people who hear about our exhibitions the more likely we will be able to sell the fantastic work on display.

To play your part you can do the following:

- Share the EHAC Facebook posts to your friends, contacts and any social or sporting groups you may be a member of and invite them to the exhibition.
- Post a photo or two of your art or share the EHAC post on Instagram.
- While we already share our exhibitions on the Bayswater South Facebook community news, if you live in a different area, you can join your local community group and share info about our member's exhibitions.
- Take some of our flyers and drop them off at your work, library, café, bar, club, shopping centre, supermarket, etc. when you're next visiting.
- Let the EHAC committee know if you hear of any promotional opportunities that they can follow up.
- Let everyone know that they can buy local, affordable, original art at our exhibitions to brighten up their homes.

REMEMBER: every little bit helps!